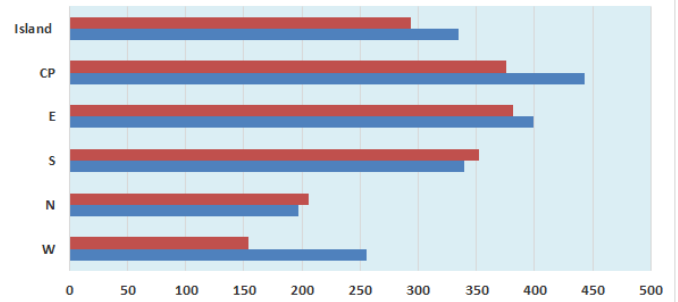


Mauritius Meteorological Services

Mean Rainfall for 1-31 March 2023

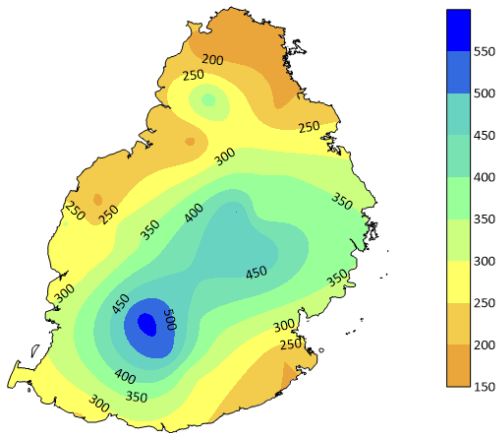
Mauritius

Slightly above normal rainfall was recorded in March 2023, amounting to 335 mm which represents 114% of the long-term mean. Rainfall was in excess in the region of Medine, Ferret, Beau Champs and Tamarin by 130-185 mm. However, locally in the region of Union Park, Britannia and Bel Etang, rainfall was deficient by 25-80 mm.

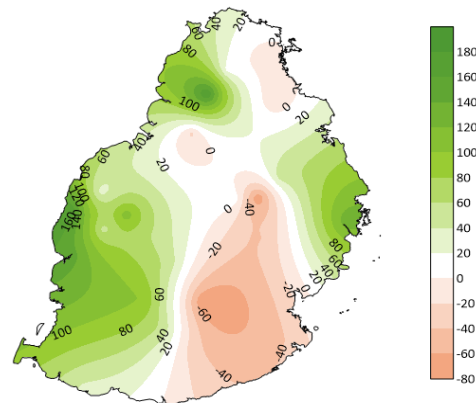


	W	N	S	E	CP	Island
LONG TERM MEAN for March 2023	154	206	352	382	376	294
Actual Mean Rainfall (mm) March 2023	256	197	339	399	443	335

Observed Rainfall (mm)



Rainfall Anomaly (mm)



Outer Islands

		Amount (mm)		
Stations		Actual Rainfall	LTM Rainfall	% of LTM
Rodrigues	Pointe Canon	149	162	92
	Plaine Corail	149	162	92
	Citronelle	167	213	78
Agalega		109	193	56
St Brandon		253	140	181

Slightly below normal rainfall was recorded over Rodrigues.

Very wet conditions prevailed over St. Brandon whereas well below normal rainfall was recorded over Agalega

Ram Dhurmea

For Acting Director

05 April 2023