



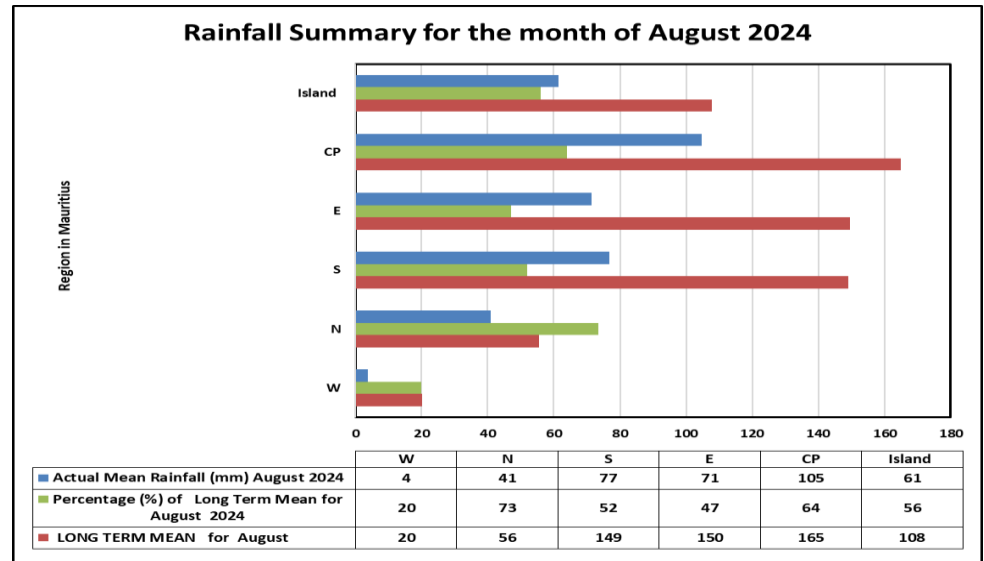
MAURITIUS METEOROLOGICAL SERVICES

Mean Rainfall for 1-31 August 2024 updated on 06 September 2024

Mauritius

August 2024 turned to be the third driest August since the last 20 years. Well below normal rainfall was recorded over Mauritius during the month of August 2024 amounting to 61 mm representing 56% of the long-term mean.

The Central Plateau recorded the highest mean rainfall amounting to 105 mm whereas the Northern region had the highest percentage of 73%



Outer Islands

		Amount (mm)		
Stations		Actual Rainfall	LTM Rainfall	% of LTM
Rodrigues	Pointe Canon	64	62	103
	Plaine Corail	40	50	80
	Citronelle	65	111	77
Agalega		57	62	92

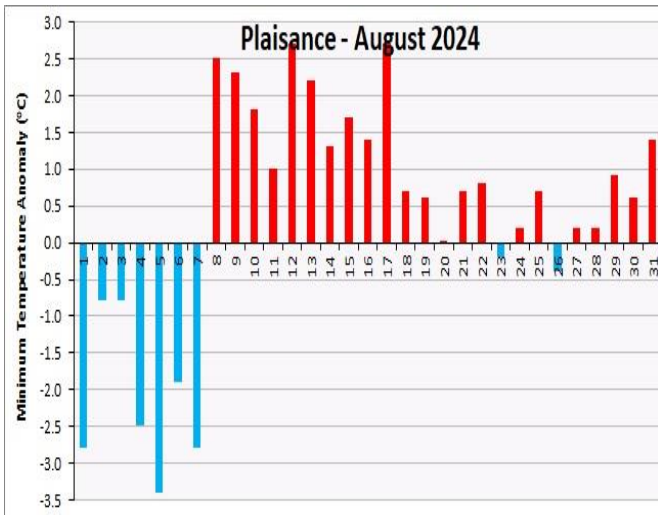
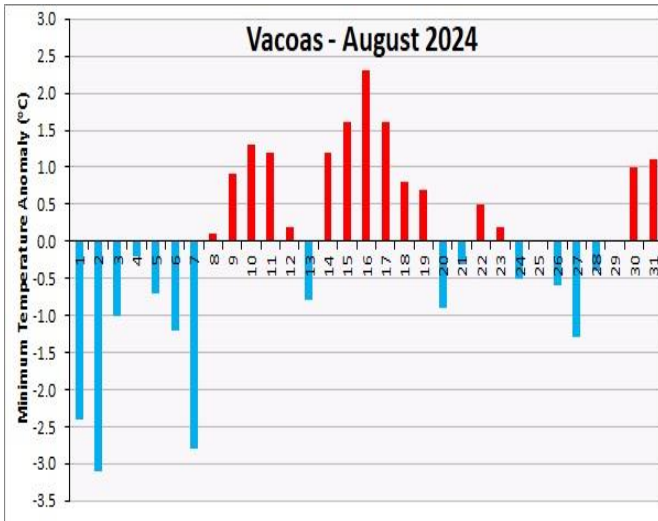
- Slightly below normal rainfall was recorded over Rodrigues
- Near normal rainfall was observed over Agalega
- St Brandon is currently closed



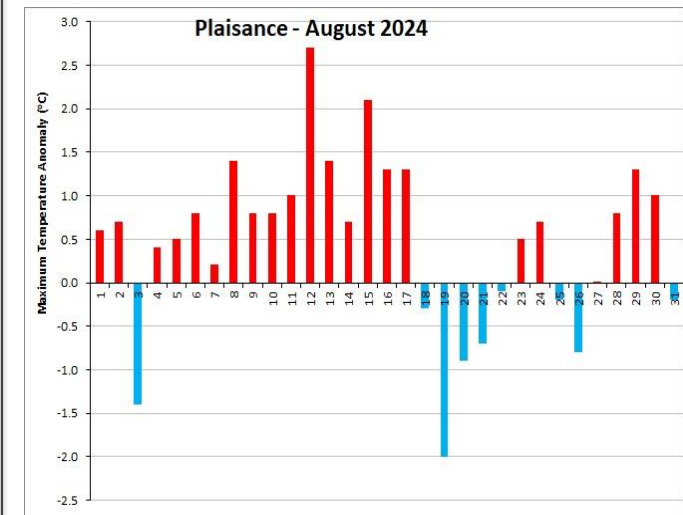
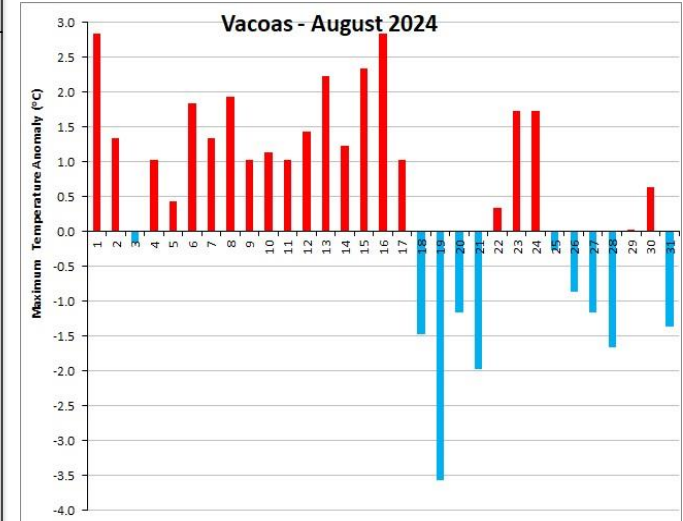
MAURITIUS METEOROLOGICAL SERVICES

Temperature for August 2024

Minimum Temperature



Maximum Temperature



Temperature

Minimum temperature was on average close to the normal at Vacoas and 0.4 °C higher than the normal at Plaisance.

Maximum temperature was on average 0.5 °C warmer than the normal both at Vacoas and Plaisance.

The highest and lowest minimum and maximum temperatures recorded at Vacoas and Plaisance were:

Vacoas		
	Min	Max
Highest	18.2 °C (16 August)	25.0 °C (01 & 16 August)
Lowest	12.8 °C (02 August)	18.6 °C (19 August)
Plaisance		
	Min	Max
Highest	21.5 °C (12 & 17 August)	27.4 °C (12 August)
Lowest	15.4 °C (05 August)	22.7 °C (19 August)

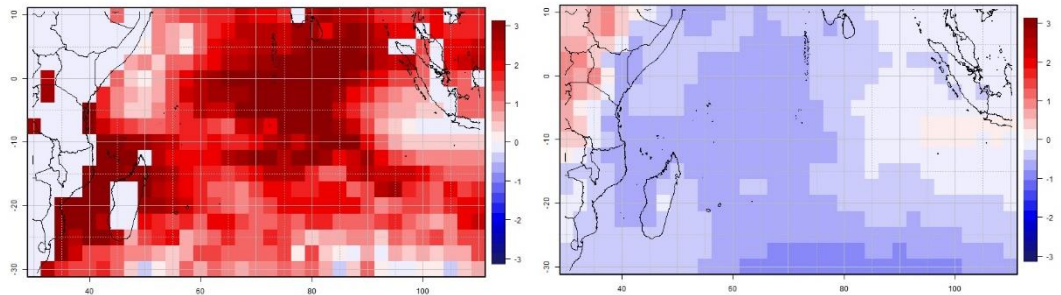


MAURITIUS METEOROLOGICAL SERVICES

Rainfall and Temperature Forecast for Sep-Oct-Nov (SON) 2024

Weak La Nina conditions are expected to establish by October while the IOD and SIOD conditions are expected to remain neutral during the forecast period.

Sea surface temperatures are expected to be above normal and pressure anomalies to be near normal in the Mascarene region as shown in the SST and pressure anomaly charts respectively.



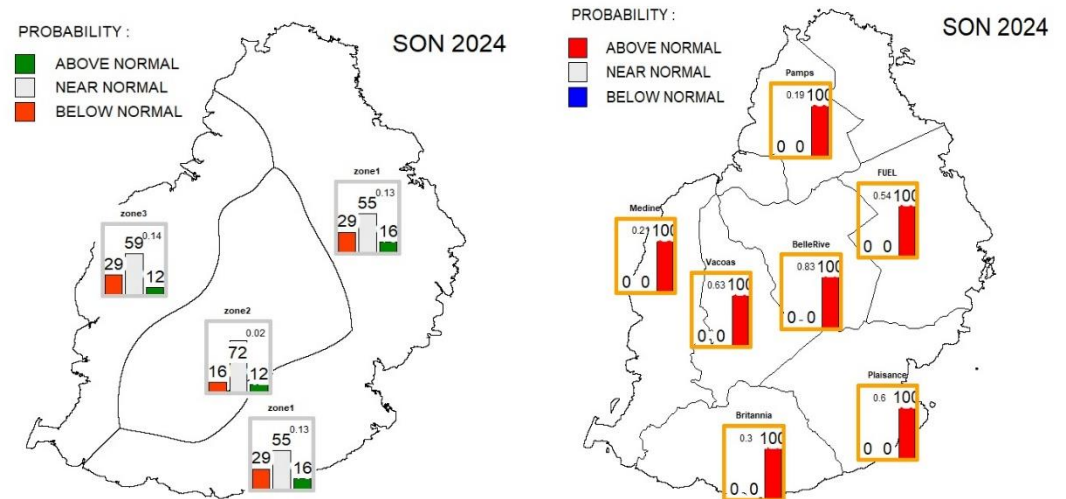
(a) Sea surface temperature (sst) anomaly and (b) pressure anomaly charts for SON

Consensus rainfall forecast for Mauritius

In spite statistical rainfall forecast is showing **normal tendency**, the cumulative rainfall for September to November 2024 has been revised to be **below normal** as follows:

- **September:** Below Normal (about 60 mm)
- **October:** Below Normal (about 55 mm)
- **November:** Below Normal (about 60 mm)

Mean temperature is forecasted to be above normal over the whole island.



Statistical Model Forecast of (a) rainfall and (b) temperature for SON

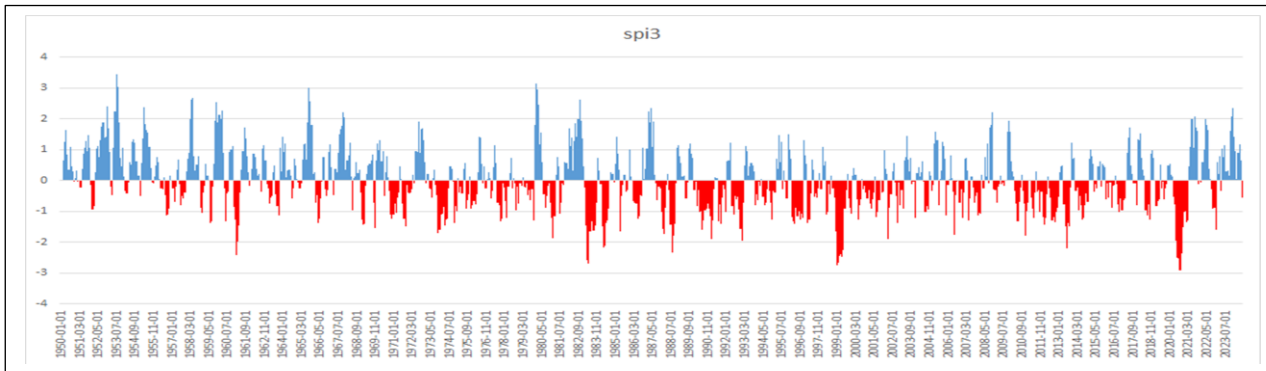


MAURITIUS METEOROLOGICAL SERVICES

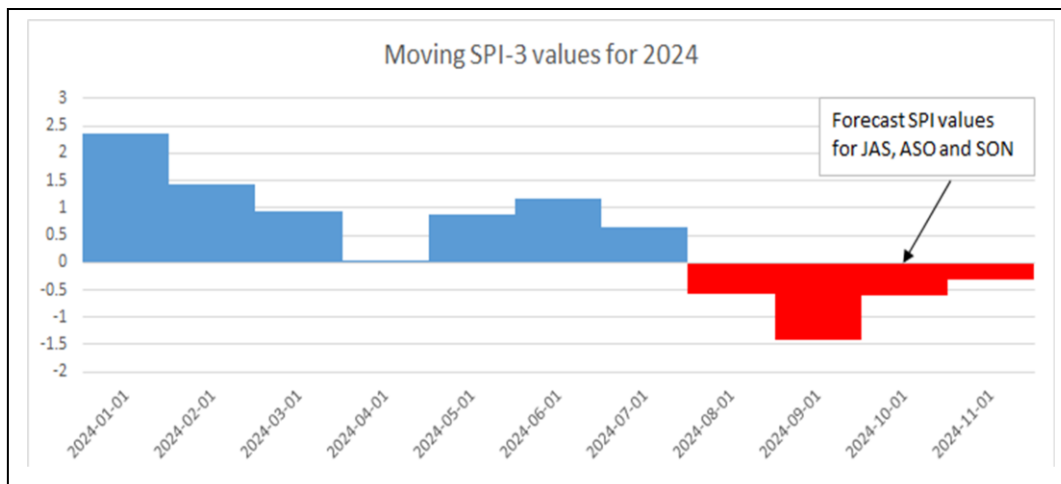
Standardised Precipitation Index (SPI) Monitoring in Mauritius

Aim: To apply the Standardized Precipitation Index (SPI) as approved by the World Meteorological Organization in the Republic of Mauritius to monitor rainfall deficits during dry spell events.

Current Status: The period JAS, ASO and SON 2024 have forecasted SPI-3 values of **-1.41**, **-0.59** and **-0.32** respectively. The SPI status shows negative tendency (Fig (b)) peaking in JAS. Based on the analysis, it is to be noted that rainfall deficits may persist in the forthcoming 3-months.



(a) Historical SPI-3 values since 1950



(b) Current SPI-3 value, Status & Forecast

Observed SPI Status 2024		
Period	SPI-3 Value	Category
JFM	+2.36	Extremely Wet
FMA	+1.42	Moderately Wet
MAM	+1.07	Moderately Wet
AMJ	+1.17	Moderately Wet
MJJ	+0.64	Near Normal
JJA	-0.56	Near Normal
Forecast SPI based on Monthly RR Data		
JAS	-1.41	Moderately Dry
ASO	-0.59	Near Normal
SON	-0.32	Near Normal

Legend		
WMO SPI Dry/Wet Classifications		
Level	SPI Values	Category
1	+2.0 and above	Extremely Wet
2	+1.5 to +1.99	Very Wet
3	+1.0 to +1.49	Moderately Wet
4	-0.99 to +0.99	Near Normal
5	-1.0 to -1.49	Moderately Dry
6	-1.5 to -1.99	Severely Dry
7	-2.0 and less	Extremely Dry

The right of publication in print, electronic and any other form is reserved by the Meteorological Services. Any part of this document may be reproduced provided complete source is acknowledged or after authorization from:

Acting Director, Meteorological Services,
St Paul Road, Vacoas.

Tel: 6861031/32, Fax: 6861033, email: meteo@intnet.mu

Updated on: 06 September 2024